


# Pedestrian with impact

Use the X-Protect Pedestrian + Impact barrier configuration to protect walkways from medium duty vehicles where there is an increased risk of ground level impacts. It is also possible to combine with a pedestrian gate. The pedestrian gate is self closing, provided with a universal handle and width is adjustable from 690-1210 mm.



X-Protect is a unique approach to safety barriers. Unrivalled modularity, using only a few system components and damping that is built in to create a barrier system that changes with your work place. X-Protect allows rapid transformation, repair or replacement of existing barriers and bespoke configurations are limitless.

This configuration is compatible with the floor barrier.




Impact test results					
Area of impact	Load	Equivalent to		90° Deflection	Force to fixings
Centre of barrier C - C as below					
2000mm	6700 J	2500 kg 9.1 km/h	5000 kg 5.8 km/h	290 mm	9.9 kN
Posts					
End post	6000 J	2500 kg 8.5 km/h	5000 kg 5.5 km/h	NA *	14.7 kN
Mid post	6000 J	2500 kg 8.5 km/h	5000 kg 5.5 km/h	NA *	11.9 kN

\* Deflection of posts is equivalent or less than that of the rail/s and is not considered to be critical for product selection. Performance is tested at height of the lowest rail. The post will perform better for lower strikes and deflection.


# Models

---






## Posts 3 articles

ARTICLES / DESCRIPTION	HEIGHT (MM)	LENGTH (MM)	CC (MM)	COLOR
 <b>BCM0-116-I1P3</b> Pedestrian + Impact mid	1160			Zinc Yellow (RAL 1018) Graphite Black (RAL 9011)
 <b>BCE0-116-I1P3</b> Pedestrian + Impact end	1160			Zinc Yellow (RAL 1018) Graphite Black (RAL 9011)
 <b>BCC0-116-I1P3</b> Pedestrian + Impact corner	1160			Zinc Yellow (RAL 1018) Graphite Black (RAL 9011)


## Impact rails 7 articles

ARTICLES / DESCRIPTION	HEIGHT (MM)	LENGTH (MM)	CC (MM)	COLOR
 <b>RCI1-027-0050</b> Impact rail		270	500	Zinc Yellow (RAL 1018)
 <b>RCI1-047-0070</b> Impact rail		470	700	Zinc Yellow (RAL 1018)
 <b>RCI1-077-0100</b> Impact rail		770	1000	Zinc Yellow (RAL 1018)
 <b>RCI1-127-0150</b> Impact rail		1270	1500	Zinc Yellow (RAL 1018)
 <b>RCI1-177-0200</b> Impact rail		1770	2000	Zinc Yellow (RAL 1018)
 <b>RCI1-227-0250</b> Impact rail		2270	2500	Zinc Yellow (RAL 1018)
 <b>RCI1-277-0300</b> Impact rail		2770	3000	Zinc Yellow (RAL 1018)

## Hand rails 5 articles

ARTICLES / DESCRIPTION	HEIGHT (MM)	LENGTH (MM)	CC (MM)	COLOR
 <b>RCP1-027-0050</b> Hand rail		270	500	Zinc Yellow (RAL 1018)
 <b>RCP1-047-0070</b> Hand rail		470	700	Zinc Yellow (RAL 1018)
 <b>RCP1-077-0100</b> Hand rail		770	1000	Zinc Yellow (RAL 1018)
 <b>RCP1-127-0150</b> Hand rail		1270	1500	Zinc Yellow (RAL 1018)
 <b>RCP1-177-0200</b> Hand rail		1770	2000	Zinc Yellow (RAL 1018)

## Gate 1 articles

ARTICLES / DESCRIPTION	HEIGHT (MM)	LENGTH (MM)	CC (MM)	COLOR
 <b>GCP8-069-0121</b> Pedestrian gate 690-1210mm				Graphite Black (RAL 9011)

## Related products

---



### X-PROTECT PEDESTRIAN

#### Pedestrian gate

Universally handed, self closing and width adjustable from 690mm to 1210 mm.

1 articles



#### Pedestrian with impact high

Use the X-Protect Pedestrian + Impact high barrier configuration to protect walkways from medium duty vehicles where there is a reduced risk of ground level impacts. It is also possible to combine...

16 articles

### IMPACT PROTECTION

#### Floor Barrier



Designed to serve as a standalone solution, it provides safeguarding of building perimeters and vital infrastructure from the everyday risks of vehicle forks, pallets in transit, AMRs and AGVs, and...

11 articles



#### Pedestrian

Use the X-Protect Pedestrian barrier configuration to define pedestrian routes and protect from light duty impacts. It is also possible to combine with a pedestrian gate. The pedestrian gate is sel...

9 articles

## X-Protect components

These are the building blocks of our modular Impact Protection range.

### BARRIERS & RAILS

#### Pedestrian Rails



Width x Height:

68 x 72 mm | 2 11/16" x 2 27/32"

Length:

270 - 1770 mm | 10 5/8" - 69 11/16"

#### Impact Barriers



Width x Height:

116 x 220 mm | 4 9/16" x 8 21/32"

Length:

270 - 2770 mm | 10 5/8" - 109 1/16"

### POSTS & BOLLARDS

**Classic**  
4 connection sides

Height: 350 – 1160 mm  
Width: 200 mm | 13 13/16" – 7 7/8" | 45 11/16"

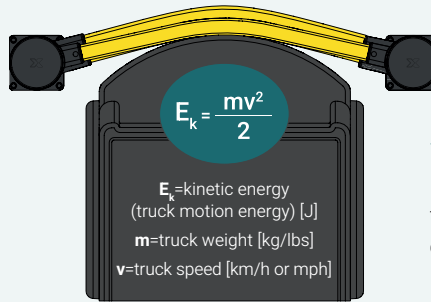
**Essential**  
2 connection sides

Height: 620 – 1170 mm  
Width: 132 mm | 24 7/16" – 5 3/16" | 46 1/16"

## X-Protect Standard Configurations

+ the highest impact energy (J) they are capable of withstanding\*

\* The highest force depends on the C-C. More information is available upon request.



## Impact testing

This is how we calculate the energy from a vehicle impact.

Loaded weight  
**3600 kg / 7930 lbs**

Loaded weight  
**2700 kg / 5940 lbs**

Loaded weight  
**2100 kg / 4620 lbs**

Speed	Load
6 km/h   3.7 mph	5020 J
8 km/h   5 mph	8880 J
12 km/h   7.5 mph	19960 J

Speed	Load
6 km/h   3.7 mph	3770 J
8 km/h   5 mph	6660 J
12 km/h   7.5 mph	14970 J

Speed	Load
6 km/h   3.7 mph	2930 J
8 km/h   5 mph	5180 J
12 km/h   7.5 mph	11670 J

### Component Colours

● RAL 1018 ● RAL 9011

### Operating temperature

-10°C → 40°C



#### 1. Bollards

- Classic | 5220 J
- Essential | 1500 J

#### 2. Impact Barriers

- Impact | 4500 J
- Impact High | 6200 J
- Double Impact Low | 7700 J
- Double Impact High | 7000 J

#### 3. Pedestrian Rails

- Pedestrian | 5000 J
- Essential Pedestrian | 2250 J
- Essential Pedestrian 2 rail | 1700 J
- Essential Pedestrian | 2250 J

#### 4. Floor Barrier | 2250 J

- Can be used both with Impact & Pedestrian configurations or as stand-alone protection.

#### 5. Pedestrian Rails + Impact Barriers

- Pedestrian + Impact | 6700 J
- Pedestrian + Impact High | 8000 J
- Pedestrian + Double Impact | 8300 J
- Essential Pedestrian + Impact High | 3100 J

#### 6. Pedestrian Gate | 0 J

#### 7. Column Guard | 1800 J

#### 8. Topple Barriers

- Pedestrian | 5250 J
- Impact | 6200 J

#### 9. Dock Gate | 10200 J

#### 10. Height Restrictors

- Goal Post | 4200 J
- Height Guard

#### 11. Upright Protector