

X-Protect Column guard


Use the X-Protect Column Guard when you need to protect the columns in your facility from impact damage. The unique design features specially formed air channels that effectively dissipate impact forces.

The interlocking sections are modular which makes the Column Guard easy to install and guarantees a tight fit to all sides of the column to save space. Finish off the installation with adjustable straps to keep the guard secure.




X-Protect is a unique approach to safety barriers. Unrivalled modularity, using only a few system components and damping that is built in to create a barrier system that changes with your work place. X-Protect allows rapid transformation, repair or replacement of existing barriers and bespoke configurations are limitless.

Models

ARTICLES / DESCRIPTION	HEIGHT (MM)	COLOR
 CCP1-015-0038 For columns from 150-375mm	900	Zinc Yellow (RAL 1018)


Related products



Pedestrian

Use the X-Protect Pedestrian barrier configuration to define pedestrian routes and protect from light duty impacts. It is also possible to combine with a pedestrian gate. The pedestrian gate is sel...

[9 articles](#)



X-PROTECT X-GUARD BOLLARDS

X-Guard Connection bollards

Use our X-Protect bollards to protect doorways, exposed corners and machinery. The black and yellow bollards also attract the fork lift driver's attention and act as guidance along traffic routes....

[6 articles](#)



X-PROTECT IMPACT PROTECTION

Impact

Use the X-Protect Impact Barrier for ground level impact protection. It is ideal for segregating light weight vehicles or defining warehouse zones. Our modular rails and bollards allow for damaged...

[12 articles](#)



X-PROTECT BOLLARDS

Bollards

X-Protect Bollards safeguard corners, doorways and equipment from vehicle impacts. The black and yellow colour scheme enhances visibility and helps direct forklift traffic, creating safer, well-org...

[7 articles](#)

X-Protect components

These are the building blocks of our modular Impact Protection range.

BARRIERS & RAILS

Pedestrian Rails



Width x Height:

68 x 72 mm | 2 11/16" x 2 27/32"

Length:

270 - 1770 mm | 10 5/8" - 69 11/16"

Impact Barriers



Width x Height:

116 x 220 mm | 4 9/16" x 8 21/32"

Length:

270 - 2770 mm | 10 5/8" - 109 1/16"

POSTS & BOLLARDS

Classic
 4 connection sides

Height: 350 – 1160 mm
 Width: 200 mm | 13 13/16" – 7 7/8" | 45 11/16"

Essential
 2 connection sides

Height: 620 – 1170 mm
 Width: 132 mm | 24 7/16" – 5 3/16" | 46 1/16"

X-Protect Standard Configurations

+ the highest impact energy (J) they are capable of withstanding*

* The highest force depends on the C-C. More information is available upon request.



Impact testing

This is how we calculate the energy from a vehicle impact.

Loaded weight
3600 kg / 7930 lbs

Loaded weight
2700 kg / 5940 lbs

Loaded weight
2100 kg / 4620 lbs

Speed	Load
6 km/h 3.7 mph	5020 J
8 km/h 5 mph	8880 J
12 km/h 7.5 mph	19960 J

Speed	Load
6 km/h 3.7 mph	3770 J
8 km/h 5 mph	6660 J
12 km/h 7.5 mph	14970 J


Speed	Load
6 km/h 3.7 mph	2930 J
8 km/h 5 mph	5180 J
12 km/h 7.5 mph	11670 J

Component Colours

● RAL 1018 ● RAL 9011

Operating temperature

-10°C → 40°C



1. Bollards

- Classic | 5220 J
- Essential | 1500 J

2. Impact Barriers

- Impact | 4500 J
- Impact High | 6200 J
- Double Impact Low | 7700 J
- Double Impact High | 7000 J

3. Pedestrian Rails

- Pedestrian | 5000 J
- Essential Pedestrian | 2250 J
- Essential Pedestrian 2 rail | 1700 J
- Essential Pedestrian | 2250 J

4. Floor Barrier | 2250 J

- Can be used both with Impact & Pedestrian configurations or as stand-alone protection.

5. Pedestrian Rails + Impact Barriers

- Pedestrian + Impact | 6700 J
- Pedestrian + Impact High | 8000 J
- Pedestrian + Double Impact | 8300 J
- Essential Pedestrian + Impact High | 3100 J

6. Pedestrian Gate | 0 J

7. Column Guard | 1800 J

8. Topple Barriers

- Pedestrian | 5250 J
- Impact | 6200 J

9. Dock Gate | 10200 J

10. Height Restrictors

- Goal Post | 4200 J
- Height Guard

11. Upright Protector