Dock Gate

The X-Protect Dock Gate helps protect loading bays and dock areas in demanding warehouse and logistics environments. Designed for smooth and controlled operation, it combines reliable impact protection with safe and efficient daily workflow.



The X-Protect Dock Gate is designed for loading bays and logistics areas where vehicles, pedestrians and open dock edges create safety risks for personnel, infrastructure and operations.

Combining a robust protective barrier with a smooth and easy-to-operate gate, the system helps improve loading bay safety and reduce accidental impacts around dock areas and surrounding infrastructure. Its modular construction integrates directly with the X-Protect range, enabling continuous protection lines throughout warehouse and industrial facilities.

Gas-spring assisted operation allows safe and controlled opening and closing by a single operator, while the integrated locking pin helps secure the gate in the upright position. Available in multiple opening widths, the solution is designed for reliable performance in demanding operational environments. If pedestrian fall protection is required, it must be addressed separately through appropriate guarding

Key features

- Gas-spring assisted operation
- Single-person handling
- Modular X-Protect integration
- Integrated locking pin
- Tested impact performance

Impact test results

	Area of impact	Load		Equivalent to	90' deflection	Force to fixings
	Centre of barrier C - C as below					
Dock Gate	2000 mm	10 200 J	2500 kg 10,2 km/h	5000 kg 7,2 km/h	N/A	10,3 kN
Dock Gate	2500 mm	10 200 J	2500 kg 10,2 km/h	5000 kg 7,2 km/h	N/A	13,1 kN
Dock Gate	3000 mm	10 200 J	2500 kg 10,2 km/h	5000 kg 7,2 km/h	N/A	12,2 kN
	Post					
Dock Gate	End post	5250 J	2500 kg 7,3 km/h	5000 kg 5,2 km/h	N/A	<20 kN

* Deflection of posts is equivalent or less than that of the rail/s and is not considered to be critical for product selection. Performance is tested at height of the lowest rail. The post will perform better for lower strikes and deflection.

Models

ARTICLES / DESCRIPTION	WIDTH (MM)	MAX OPENING WIDTH (MM)	HEIGHT (MM)	DEPTH (MM)	COLOR
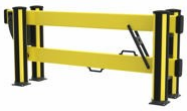 **DCP0-200-0220** Dock Gate 2 meter	2850	2000	1160	625	Zinc Yellow (RAL 1018) Graphite Black (RAL 9011)
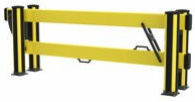 **DCP0-250-0270** Dock Gate 2,5 meter	3350	2500	1160	625	Zinc Yellow (RAL 1018) Graphite Black (RAL 9011)
DCP0-300-0320 Dock Gate 3 meter	3850	3000	1160	625	Zinc Yellow (RAL 1018) Graphite Black (RAL 9011)

Related products

X-PROTECT IMPACT PROTECTION

Double Impact Barrier

Use the X-Protect Double Impact Barrier configuration to protect structures from high level, heavy duty impacts. It is one of our strongest Impact protection configurations. Our modular rails and b...

12 articles

CLASSIC PEDESTRIAN

Pedestrian Barrier with Impact

Use the X-Protect Pedestrian Barrier with Impact configuration to protect walkways from medium duty vehicles where there is an increased risk of ground level impacts. It is also possible to combine...

16 articles

HEIGHT RESTRICTORS

Goal Post

The X-Protect Goal Post is designed to create clear height warnings for vehicles in warehouse and industrial environments. Installed in loading areas, restricted passages and internal traffic route...

9 articles

X-RAIL FALL PROTECTION HEIGHT 1400 MM

Height 1400 mm with panel

Our X-Rail fall protection system can be used as an edge protection for mezzanine floors. The system is a modification of our X-Guard range and therefore the system can fill dual purposes, mezzanin...

14 articles

Technical Information

X-Protect components

These are the building blocks of our modular Impact Protection range.

BARRIERS & RAILS

Pedestrian Rails

Width x Height:
68 × 72 mm | 2 11/16" × 2 27/32"
Length:
270 - 1770 mm | 10 5/8" - 69 11/16"

Impact Barriers

Width x Height:
116 × 220 mm | 4 9/16" x 8 21/32"
Length:
270 - 2770 mm | 10 5/8" - 109 1/16"

POSTS & BOLLARDS

Classic
4 connection sides
Width:
200 mm
7 7/8"
Height:
350 – 1160 mm
13 13/16" – 45 11/16"

Essential
2 connection sides
Width:
132 mm
5 3/16"
Height:
620 – 1170 mm
24 7/16" – 46 1/16"

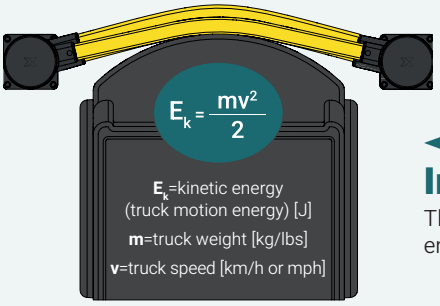

Impact testing

This is how we calculate the energy from a vehicle impact.

Loaded weight
3600 kg / 7930 lbs

Speed	Load
6 km/h | 3.7 mph	5020 J
8 km/h | 5 mph	8880 J
12 km/h | 7.5 mph	19960 J

Loaded weight
2700 kg / 5940 lbs

Speed	Load
6 km/h | 3.7 mph	3770 J
8 km/h | 5 mph	6660 J
12 km/h | 7.5 mph	14970 J

Loaded weight
2100 kg / 4620 lbs

Speed	Load
6 km/h | 3.7 mph	2930 J
8 km/h | 5 mph	5180 J
12 km/h | 7.5 mph	11670 J

Component Colours

RAL 1018 RAL 9011

Operating temperature

-10°C → 40°C

X-Protect Standard Configurations

+ the highest impact energy (J) they are capable of withstanding*

* The highest force depends on the C-C. More information is available upon request.

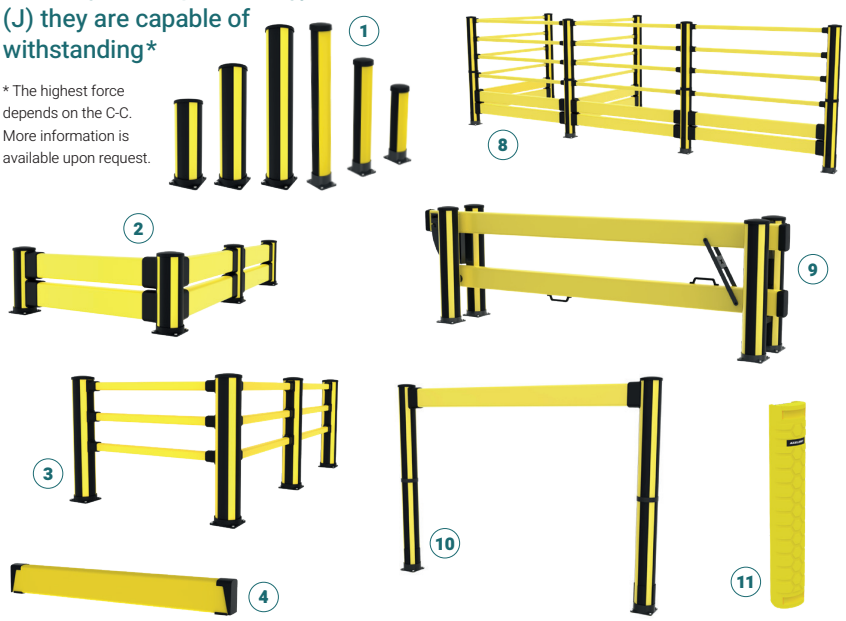

1. **Bollards**
   - Classic | 5220 J
   - Essential | 1500 J
2. **Impact Barriers**
   - Impact | 4500 J
   - Impact High | 6200 J
   - Double Impact Low | 7700 J
   - Double Impact High | 7000 J
3. **Pedestrian Rails**
   - Pedestrian | 5000 J
   - Essential Pedestrian | 2250 J
   - Essential Pedestrian 2 rail | 1700 J
   - Essential Pedestrian | 2250 J
4. **Floor Barrier** | 2250 J
   - Can be used both with Impact & Pedestrian configurations or as stand-alone protection.
5. **Pedestrian Rails + Impact Barriers**
   - Pedestrian + Impact | 6700 J
   - Pedestrian + Impact High | 8000 J
   - Pedestrian + Double Impact | 8300 J
   - Essential Pedestrian + Impact High | 3100 J
6. **Pedestrian Gate** | 0 J
7. **Column Guard** | 1800 J
8. **Topple Barriers**
   - Pedestrian | 5250 J
   - Impact | 6200 J
9. **Dock Gate** | 10200 J
10. **Height Restrictors**
    - Goal Post | 4200 J
    - Height Guard
11. **Upright Protector**