



Est 1990

# Sheet metal storeroom

A storage area can reveal a great deal. Or nothing at all. We at Axelent can meet all storeroom requirements. Our FP system supplied not with mesh but with solid walls, is developed for spaces with high safety and stability requirements but where what is in the storeroom does not need to be monitored.




- Extra strong tubular door design.
- Can be combined with F, FK and FK+ systems.
- Can be cut and adapted to existing building dimensions.
- Can be fitted with ceiling at heights above 3.2 metres.
- The walls are painted in sendzimir, the doors in colour RAL 9018.

## PRODUCT FACTS




| Product                    | Size (mm) | Description               |
|----------------------------|-----------|---------------------------|
| Steel wall, profiled sheet | 30        | Depth of profiling        |
| Steel wall, profiled sheet | 0,7       | Sheet thickness           |
| Vertical tubes             | 40x20     | Tubular steel frame, door |
| Horizontal tubes           | 35x15     | Tubular steel frame, door |
| 50-42009000                | 1870x860  | Door opening dimensions   |

# Models




## Door 1 articles

| ARTICLES / DESCRIPTION  |                            | WIDTH (MM) | HEIGHT (MM) | LENGTH (MM) |
|---|----------------------------|------------|-------------|-------------|
|  | <b>50-42009000</b><br>Door | 900        | 2000        |             |




## Lock solutions 3 articles

| ARTICLES / DESCRIPTION   |   |  |  |  |
|--|---|--|--|--|
|   | <b>34-00044</b><br>Padlock fitting (standard)   |  |  |  |
|   | <b>34-00055</b><br>Reinforced padlock fitting with cover (optional)   |  |  |  |
|  | <b>34-90000</b><br>Cylinder lock (optional). Recommended to use lock cases with hook bolt like Assa 310 & 410 and not to use knobs on the inside of the door in com |  |  |  |

## Wall section 3 articles

| ARTICLES / DESCRIPTION  |                                | WIDTH (MM) | HEIGHT (MM) | LENGTH (MM) |
|---|--------------------------------|------------|-------------|-------------|
|  | <b>50-2020</b><br>Wall section | 200        | 2000        |             |
|  | <b>50-2040</b><br>Wall section | 400        | 2000        |             |
|  | <b>50-2060</b><br>Wall section | 600        | 2000        |             |

## Accessories 3 articles

| ARTICLES / DESCRIPTION  |  | WIDTH (MM) | HEIGHT (MM) | LENGTH (MM) |
|---|--|------------|-------------|-------------|
|  | <b>34-00110</b><br>Number badge, (exist as accessories)          |            |             |             |
|  | <b>34-00120</b><br>Shelf, double mounting (exist as accessories) | 400        |             | 1200        |
|   | <b>34-00130</b><br>Shelf, single mounting, (exist as accessory)  | 400        |             | 1200        |

# Related products

---



**MESH STOREROOM**

**Standard (F)**

Our Axelent Standard (F) storeroom system definitely belongs among our top sellers as the strength and security that this provides is often adequate enough. We have prepared for everything to run a...

[23 articles](#)



**MESH STOREROOM**

**Solid (FK)**

It is in the details that quality comes to the fore. Our FK storeroom system has a heavy duty tubular design for both its doors and walls, which makes the system secure and stable. Try combining FK...

[21 articles](#)



**MESH STOREROOM**

**Solid + (FK+)**

SSF testing and approval now provides proof that Axelent's FK+ storeroom system can meet the toughest challenges. FK+ uses reinforced hinges, lock fittings, doors and walls. Security provided by Ax...

[16 articles](#)