


Pedestrian

Use the X-Protect Pedestrian barrier configuration to define pedestrian routes and protect from light duty impacts. It is also possible to combine with a pedestrian gate. The pedestrian gate is self closing, provided with a universal handle and width is adjustable from 690-1210 mm.









X-Protect is a unique approach to safety barriers. Unrivalled modularity, using only a few system components and damping that is built in to create a barrier system that changes with your work place. X-Protect allows rapid transformation, repair or replacement of existing barriers and bespoke configurations are limitless.

Impact test results					
Area of impact	Load	Equivalent to		90° Deflection	Force to fixings
Centre of barrier C - C as below					
1500mm	4000 J	2500 kg 6.4 km/h	5000 kg 4.5 km/h	360mm	14.3 kN
2000mm	5000 J	2500 kg 7.2 km/h	5000 kg 5 km/h	490mm	18.7 kN
Posts					
End post	1900 J	2500 kg 4.4 km/h	5000 kg 3.1 km/h	NA *	10 kN
Mid post	1900 J	2500 kg 4.4 km/h	5000 kg 3.1 km/h	NA *	8.4 kN


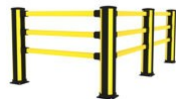



* Deflection of posts is equivalent or less than that of the rail/s and is not considered to be critical for product selection. Performance is tested at height of the lowest rail. The post will perform better for lower strikes and deflection.

Models

Posts 6 articles

ARTICLES / DESCRIPTION		HEIGHT (MM)	CC (MM)	COLOR
	BCC1-116-00P3 Pedestrian corner	1160		Zinc Yellow (RAL 1018)
	BCC0-116-00P3 Pedestrian corner	1160		Zinc Yellow (RAL 1018) Graphite Black (RAL 9011)
	BCM1-116-00P3 Pedestrian mid	1160		Zinc Yellow (RAL 1018)
	BCM0-116-00P3 Pedestrian mid	1160		Zinc Yellow (RAL 1018) Graphite Black (RAL 9011)
	BCE1-116-00P3 Pedestrian end	1160		Zinc Yellow (RAL 1018)
	BCE0-116-00P3 Pedestrian end	1160		Zinc Yellow (RAL 1018) Graphite Black (RAL 9011)

Hand rails 5 articles

ARTICLES / DESCRIPTION		HEIGHT (MM)	CC (MM)	COLOR
	RCP1-177-0200 Hand rail extrusion		2000	Zinc Yellow (RAL 1018)
	RCP1-127-0150 Hand rail extrusion, C-C=1500mm, RAL 1018 yellow		1500	Zinc Yellow (RAL 1018)
	RCP1-077-0100 Hand rail		1000	Zinc Yellow (RAL 1018)
	RCP1-047-0070 Hand rail		700	Zinc Yellow (RAL 1018)
	RCP1-027-0050 Hand rail		500	Zinc Yellow (RAL 1018)

Gate 1 articles

ARTICLES / DESCRIPTION		HEIGHT (MM)	CC (MM)	COLOR
	GCP8-069-0121			

Related products



PEDESTRIAN BARRIERS

Pedestrian with impact

Use the X-Protect Pedestrian + Impact barrier configuration to protect walkways from medium duty vehicles where there is an increased risk of ground level impacts. It is also possible to combine wi...

19 articles



PEDESTRIAN BARRIERS

Pedestrian with impact high

Use the X-Protect Pedestrian + Impact high barrier configuration to protect walkways from medium duty vehicles where there is a reduced risk of ground level impacts. It is also possible to combine...

19 articles



PEDESTRIAN BARRIERS


Pedestrian gate

Universally handed, self closing and width adjustable from 690mm to 1210 mm.

1 articles

X-Protect is Safe

- ✓ Our impact protection products undergo rigorous testing at our state-of-the-art testing facility.
- ✓ With decades of experience in industrial safety, we've designed our impact protection to perform effectively in real-world conditions.
- ✓ We know safety and can guide you to the best solutions tailored to your specific needs.



X-Protect is Modular

- ✓ Quickly modify barrier specifications with minimal waste.
- ✓ Perform easy and cost-effective repairs at a component level.
- ✓ Quickly build strong integrated installations with few parts.



X-Protect is Sustainable

- ✓ Simple end of life dis-assembly, even after an accident.
- ✓ Single material components that are easy to recycle.
- ✓ Repairable by design, damaged or worn components are easily replaced extending the barrier's life.



X-Protect components

These are the building blocks of our modular Impact Protection range.

BARRIERS & RAILS

Hand Rails



Width x Height:

68 × 72 mm | 2 11/16" × 2 27/32"

Length:

270 - 1770 mm | 10 5/8" - 69 11/16"

Impact Barriers



Width x Height:

116 × 220 mm | 4 9/16" x 8 21/32"

Length:

270 - 2770 mm | 10 5/8" - 109 1/16"

POSTS & BOLLARDS



Height:

350 - 1160 mm

13 13/16" -

45 11/16"

Width:

200 mm

7 7/8" in



Component Colours



RAL 1018



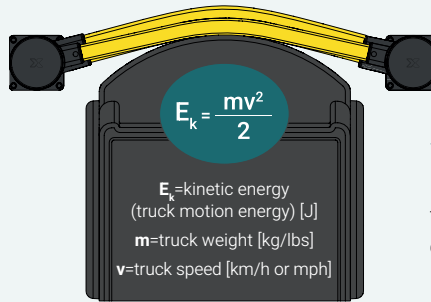
RAL 9011

X-Protect Standard Configurations

+ the highest impact energy (J) they are capable of withstanding*



* The highest force depends on the C-C. More information is available upon request.



Impact testing

This is how we calculate the energy from a vehicle impact.



Loaded weight
3600 kg / 7930 lbs



Loaded weight
2700 kg / 5940 lbs



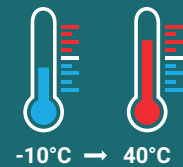
Loaded weight
2100 kg / 4620 lbs

Speed	Load
6 km/h 3.7 mph	5020 J
8 km/h 5 mph	8880 J
12 km/h 7.5 mph	19960 J

Speed	Load
6 km/h 3.7 mph	3770 J
8 km/h 5 mph	6660 J
12 km/h 7.5 mph	14970 J

Speed	Load
6 km/h 3.7 mph	2930 J
8 km/h 5 mph	5180 J
12 km/h 7.5 mph	11670 J

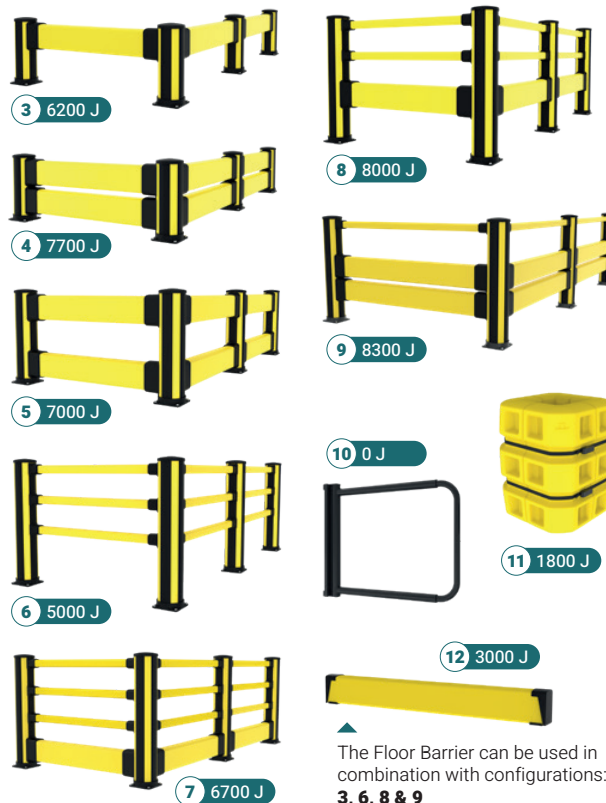
Operating temperature



Assembly



SCAN THE CODE TO
 DOWNLOAD OUR
 ASSEMBLY MANUALS



1. Bollards
2. Impact
3. Impact High
4. Double Impact Low
5. Double Impact High
6. Pedestrian
7. Pedestrian + Impact
8. Pedestrian + Impact High
9. Pedestrian + Double Impact
10. Pedestrian Gate
11. Column Guard
12. Floor Barrier

The Floor Barrier can be used in combination with configurations: **3, 6, 8 & 9**