

Bike-Up Service station

Axelent Bike Up Service Stations are adapted to use in public spaces. Perfect complementary product to Bicycle storages and residential community spaces. It provides possibility of basic repairs for every cyclist. Robust housings of powder coated galvanized steel, secured to ground by bolts. Can be installed both indoor and outdoors. All variants equipped with hand pump and adapter for all valve types.



S - Service Station including 5 tools for easier daily maintenance and air pump, advantage of this model is its small size, which allows it to be mounted almost anywhere.

Dimensions	71 x 20 x 20 cm
Weight	15 kg




L - Self-Service Bike Repair Station, With 8 different tools this station is equipped with all you need for daily maintenance of bikes. Also includes a grip for hanging bike for even easier handling while working.

Dimensions	134 x 44 x 30 cm
Weight	34 kg

XL - Self-Service Bike Repair Station, With 8 different tools this station is equipped with all you need to maintain bikes in perfect condition. Also includes a grip for hanging bike for even easier handling while working.

Dimensions	156 x 51 x 40 cm
Weight	73 kg

Models

ARTICLES / DESCRIPTION	HEIGHT X WIDTH (MM)	LENGTH (MM)
 520110 Bike up service Station S	710x200	200
 520120 Bike up service Station L	1340x440	300
 520130 Bike Up Service Station XL	1560x510	400