


Pedestrian Barrier with Floor Barrier

Improve your workspace's safety and pedestrian and traffic flows with the configuration Pedestrian Barrier with Floor Barrier. Designed to efficiently segregate pedestrian walkways from vehicular routes, including those frequented by forklift trucks, AMRs, and AGVs. This product serves as an alternative to our other X-Protect Pedestrian barrier configurations, focusing on improving safety while maintaining an efficient traffic management.




The Pedestrian with Floor Barrier keeps pedestrians and vehicular traffic separated with added protection from low-level hazards such as vehicle forks and pallets in transit. Installation is straightforward, with a low fixing count. This minimal invasiveness facilitates a quick setup process that does not necessitate extensive modifications to your existing layout.






The system's adaptability is enhanced by push-fit parts and heavy-duty expansion bolts, allowing for easy assembly and quick adjustments with our included drilling template. This adaptability ensures that the Pedestrian with Floor Barrier can evolve with your workspace's changing safety requirements, providing a reliable and durable safety solution.

Models

Posts 6 articles

ARTICLES / DESCRIPTION	HEIGHT (MM)	CC (MM)	COLOR
 BCC0-116-00P3 Pedestrian corner	1160		Zinc Yellow (RAL 1018) Graphite Black (RAL 9011)
 BCM0-116-00P3 Pedestrian mid	1160		Zinc Yellow (RAL 1018) Graphite Black (RAL 9011)
 BCE0-116-00P3 Pedestrian end	1160		Zinc Yellow (RAL 1018) Graphite Black (RAL 9011)
 BCE0-116-I1P2 Pedestrian + Impact High end	1160		Zinc Yellow (RAL 1018) Graphite Black (RAL 9011)
 BCM0-116-I1P2 Pedestrian + Impact High mid	1160		Zinc Yellow (RAL 1018) Graphite Black (RAL 9011)
 BCC0-116-I1P2 Pedestrian + Impact High corner	1160		Zinc Yellow (RAL 1018) Graphite Black (RAL 9011)

Impact rails 7 articles

ARTICLES / DESCRIPTION	HEIGHT (MM)	CC (MM)	COLOR
 RCI1-027-0050 Impact rail		500	Zinc Yellow (RAL 1018)
 RCI1-047-0070 Impact rail		700	Zinc Yellow (RAL 1018)
 RCI1-077-0100 Impact rail		1000	Zinc Yellow (RAL 1018)
 RCI1-127-0150 Impact rail		1500	Zinc Yellow (RAL 1018)
 RCI1-177-0200 Impact rail		2000	Zinc Yellow (RAL 1018)
 RCI1-227-0250 Impact rail		2500	Zinc Yellow (RAL 1018)








RCI1-277-0300
Impact rail



3000

Zinc Yellow (RAL 1018)

Hand rails 5 articles

ARTICLES / DESCRIPTION	HEIGHT (MM)	CC (MM)	COLOR
 RCP1-027-0050 Hand rail		500	Zinc Yellow (RAL 1018)
 RCP1-047-0070 Hand rail		700	Zinc Yellow (RAL 1018)
 RCP1-077-0100 Hand rail		1000	Zinc Yellow (RAL 1018)
 RCP1-127-0150 Hand rail extrusion, C-C=1500mm, RAL 1018 yellow	1500		Zinc Yellow (RAL 1018)
 RCP1-177-0200 Hand rail extrusion	2000		Zinc Yellow (RAL 1018)

End packs 2 articles

ARTICLES / DESCRIPTION	HEIGHT (MM)	CC (MM)	COLOR
 FCE3-022-I100-2 Floor barrier end - 2 pack	221		Graphite Black (RAL 9011)
 FCE3-022-I100-10 Floor barrier end - 10 pack	221		Graphite Black (RAL 9011)

Gate 1 articles

ARTICLES / DESCRIPTION	HEIGHT (MM)	CC (MM)	COLOR
 GCP8-069-0121			

Related products



X-PROTECT IMPACT PROTECTION

Impact High with Floor Barrier

The Impact High with Floor Barrier is an innovative solution designed to offer pallet racking end-frame protection and perimeter security within your workspace. This system combines the benefits of...

14 articles



CLASSIC PEDESTRIAN

Pedestrian Barrier with Impact High

Use the X-Protect Pedestrian Barrier with Impact High configuration to protect walkways from medium duty vehicles where there is a reduced risk of ground level impacts. It is also possible to combi...

16 articles



IMPACT PROTECTION

Floor Barrier

Designed to serve as a standalone solution, it provides safeguarding of building perimeters and vital infrastructure from the everyday risks of vehicle forks, pallets in transit, AMRs and AGVs, and...

11 articles

X-Protect components

These are the building blocks of our modular Impact Protection range.

BARRIERS & RAILS

Pedestrian Rails



Width x Height:

68 x 72 mm | 2 11/16" x 2 27/32"

Length:

270 - 1770 mm | 10 5/8" - 69 11/16"

Impact Barriers



Width x Height:

116 x 220 mm | 4 9/16" x 8 21/32"

Length:

270 - 2770 mm | 10 5/8" - 109 1/16"

POSTS & BOLLARDS

Classic
4 connection sides

Height: 350 – 1160 mm
Width: 200 mm – 13 13/16" – 7 7/8" – 45 11/16"

Essential
2 connection sides

Height: 620 – 1170 mm
Width: 132 mm – 24 7/16" – 5 3/16" – 46 1/16"

X-Protect Standard Configurations

+ the highest impact energy (J) they are capable of withstanding*

* The highest force depends on the C-C. More information is available upon request.



Impact testing

This is how we calculate the energy from a vehicle impact.



Speed	Load
6 km/h 3.7 mph	5020 J
8 km/h 5 mph	8880 J
12 km/h 7.5 mph	19960 J

Speed	Load
6 km/h 3.7 mph	3770 J
8 km/h 5 mph	6660 J
12 km/h 7.5 mph	14970 J

Speed	Load
6 km/h 3.7 mph	2930 J
8 km/h 5 mph	5180 J
12 km/h 7.5 mph	11670 J

Component Colours

● RAL 1018 ● RAL 9011

Operating temperature

-10°C → 40°C



1. Bollards

- Classic | 5220 J
- Essential | 1500 J

2. Impact Barriers

- Impact | 4500 J
- Impact High | 6200 J
- Double Impact Low | 7700 J
- Double Impact High | 7000 J

3. Pedestrian Rails

- Pedestrian | 5000 J
- Essential Pedestrian | 2250 J
- Essential Pedestrian 2 rail | 1700 J
- Essential Pedestrian | 2250 J

4. Floor Barrier | 2250 J

- Can be used both with Impact & Pedestrian configurations or as stand-alone protection.

5. Pedestrian Rails + Impact Barriers

- Pedestrian + Impact | 6700 J
- Pedestrian + Impact High | 8000 J
- Pedestrian + Double Impact | 8300 J
- Essential Pedestrian + Impact High | 3100 J

6. Pedestrian Gate | 0 J

7. Column Guard | 1800 J

8. Topple Barriers

- Pedestrian | 5250 J
- Impact | 6200 J

9. Dock Gate | 10200 J

10. Height Restrictors

- Goal Post | 4200 J
- Height Guard

11. Upright Protector