


Upright Protector

The Upright Protector helps protect racking uprights from forklift and pallet truck impacts in busy warehouse environments. Its energy-absorbing design helps reduce damage, downtime and repair costs while supporting safe and efficient warehouse operations.



The Upright Protector is designed to help protect warehouse racking uprights from impacts caused by forklifts, pallet trucks and warehouse traffic. By absorbing and deflecting impact forces before damage reaches the rack structure, it helps reduce repair costs, downtime and safety risks in busy warehouse environments.

Made from high-performance polymer, the protector combines lightweight construction with durable impact resistance for reliable everyday protection. Its integrated heavy-duty Velcro strap enables fast and straightforward installation without interfering with warehouse operations or rack accessibility.

Available in three standard sizes to fit most common rack upright profiles, the solution is tested according to FEM 10.2.02 guidelines for reliable use in demanding logistics and industrial facilities.

Key features

- Fast and easy installation

Heavy-duty Velcro attachment




•

Energy-absorbing polymer design

•

Fits most rack upright profiles

Models

ARTICLES / DESCRIPTION	WIDTH (MM)	MIN WIDTH (MM)	MAX WIDTH (MM)	HEIGHT (MM)	COLOR
 RG-07083	95	70	83	500	Zinc Yellow (RAL 1018)
 RG-07992	104	79	92	500	Zinc Yellow (RAL 1018)
 RG-92105	117	92	105	500	Zinc Yellow (RAL 1018)

Related products



CLASSIC PEDESTRIAN

Pedestrian Barrier

Use the X-Protect Pedestrian Barrier configuration to define pedestrian routes and protect from light duty impacts. It is also possible to combine with a pedestrian gate. The pedestrian gate is sel...

[9 articles](#)



COLUMN GUARDS

Multifunction Column Guard

The Multifunction Column Guard is designed to protect large building columns and pillars from impacts caused by forklifts and other material handling equipment. With asymmetrical on-site adjustment...

[3 articles](#)



X-PROTECT IMPACT PROTECTION

Impact

Use the X-Protect Impact Barrier for ground level impact protection. It is ideal for segregating light weight vehicles or defining warehouse zones. Our modular rails and bollards allow for damaged...

[12 articles](#)



X-PROTECT BOLLARDS

Bollards

X-Protect Bollards safeguard corners, doorways and equipment from vehicle impacts. The black and yellow colour scheme enhances visibility and helps direct forklift traffic, creating safer, well-org...

[7 articles](#)

X-Protect components

These are the building blocks of our modular Impact Protection range.

BARRIERS & RAILS

Pedestrian Rails



Width x Height:

68 x 72 mm | 2 11/16" x 2 27/32"

Length:

270 - 1770 mm | 10 5/8" - 69 11/16"

Impact Barriers



Width x Height:

116 x 220 mm | 4 9/16" x 8 21/32"

Length:

270 - 2770 mm | 10 5/8" - 109 1/16"

POSTS & BOLLARDS

Classic
4 connection sides

Height: 350 – 1160 mm
13 13/16" – 45 11/16"

Width: 200 mm
7 7/8"

Essential
2 connection sides

Height: 620 – 1170 mm
24 7/16" – 46 1/16"

Width: 132 mm
5 3/16"

X-Protect Standard Configurations

+ the highest impact energy (J) they are capable of withstanding*

* The highest force depends on the C-C. More information is available upon request.



Impact testing

This is how we calculate the energy from a vehicle impact.

Loaded weight
3600 kg / 7930 lbs

Loaded weight
2700 kg / 5940 lbs

Loaded weight
2100 kg / 4620 lbs

Speed	Load
6 km/h 3.7 mph	5020 J
8 km/h 5 mph	8880 J
12 km/h 7.5 mph	19960 J

Speed	Load
6 km/h 3.7 mph	3770 J
8 km/h 5 mph	6660 J
12 km/h 7.5 mph	14970 J

Speed	Load
6 km/h 3.7 mph	2930 J
8 km/h 5 mph	5180 J
12 km/h 7.5 mph	11670 J

Component Colours

● RAL 1018 ● RAL 9011

Operating temperature

-10°C → 40°C



1. Bollards

- Classic | 5220 J
- Essential | 1500 J

2. Impact Barriers

- Impact | 4500 J
- Impact High | 6200 J
- Double Impact Low | 7700 J
- Double Impact High | 7000 J

3. Pedestrian Rails

- Pedestrian | 5000 J
- Essential Pedestrian | 2250 J
- Essential Pedestrian 2 rail | 1700 J
- Essential Pedestrian | 2250 J

4. Floor Barrier | 2250 J

- Can be used both with Impact & Pedestrian configurations or as stand-alone protection.

5. Pedestrian Rails + Impact Barriers

- Pedestrian + Impact | 6700 J
- Pedestrian + Impact High | 8000 J
- Pedestrian + Double Impact | 8300 J
- Essential Pedestrian + Impact High | 3100 J

6. Pedestrian Gate | 0 J

7. Column Guard | 1800 J

8. Topple Barriers

- Pedestrian | 5250 J
- Impact | 6200 J

9. Dock Gate | 10200 J

10. Height Restrictors

- Goal Post | 4200 J
- Height Guard

11. Upright Protector