

Goal Post

The X-Protect Goal Post is designed to create clear height warnings for vehicles in warehouse and industrial environments. Installed in loading areas, restricted passages and internal traffic routes, the product helps prevent accidental impacts with overhead structures and surrounding infrastructure. Its flexible construction makes the product easy to install and adapt to different layouts and clearance needs.



The X-Protect Goal Post is a highly visible height warning product designed for warehouse and industrial environments. It helps reduce the risk of accidental contact with overhead structures in loading areas, restricted passages and internal traffic routes.

The highly visible design helps improve driver awareness and reduce the risk of accidental contact around entrances, loading areas and internal traffic routes. Its flexible construction makes the product easy to install and adapt to different layouts and clearance needs.

The adaptable rail height enables the solution to suit different clearance requirements, while tested impact performance ensures reliable protection in demanding industrial environments. Installation is fast and straightforward using the same simple installation approach as the rest of the X-Protect range.

Key features

-

- Clear visual height warning

- Modular X-Protect integration
- Fast and easy installation
- Flexible rail height
- Tested impact performance






Impact test results

	Area of impact	Load	Equivalent to	90° deflection	Force
Goal Post 3400	End post	4200 J	2500 kg 6,6 km/h 5000 kg 4,6 km/h	N/A	8,2 kN

* Deflection of posts is equivalent or less than that of the rail/s and is not considered to be critical for product selection. Performance is tested at height of the lowest rail. The post will perform better for lower strikes and deflection.

Models

Impact rails 7 articles

ARTICLES / DESCRIPTION	WIDTH (MM)	HEIGHT (MM)	COLOR
 RCI1-047-0070 Impact rail			Zinc Yellow (RAL 1018)
 RCI1-077-0100 Impact rail			Zinc Yellow (RAL 1018)
 RCI1-127-0150 Impact rail			Zinc Yellow (RAL 1018)
 RCI1-177-0200 Impact rail			Zinc Yellow (RAL 1018)
 RCI1-227-0250 Impact rail			Zinc Yellow (RAL 1018)



RCI1-277-0300
Impact rail



Zinc Yellow (RAL 1018)



RCI1-027-0050
Impact rail

Zinc Yellow (RAL 1018)

Goal post 2 articles

ARTICLES / DESCRIPTION	WIDTH (MM)	HEIGHT (MM)	COLOR
 BTE0-228-I100 Goal Post		2300	Zinc Yellow (RAL 1018) Graphite Black (RAL 9011)
 BTE0-340-I100 Goal Post		3400	Zinc Yellow (RAL 1018) Graphite Black (RAL 9011)

Related products



CLASSIC PEDESTRIAN

Pedestrian Barrier

Use the X-Protect Pedestrian Barrier configuration to define pedestrian routes and protect from light duty impacts. It is also possible to combine with a pedestrian gate. The pedestrian gate is sel...

9 articles



NEW

X-PROTECT DOCK GATE

Dock Gate

The X-Protect Dock Gate helps protect loading bays and dock areas in demanding warehouse and logistics environments. Designed for smooth and controlled operation, it combines reliable impact protec...

3 articles



COLUMN GUARDS

Multifunction Column Guard

The Multifunction Column Guard is designed to protect large building columns and pillars from impacts caused by forklifts and other material handling equipment. With asymmetrical on-site adjustment...

3 articles



IMPACT PROTECTION

Floor Barrier

Designed to serve as a standalone solution, it provides safeguarding of building perimeters and vital infrastructure from the everyday risks of vehicle forks, pallets in transit, AMRs and AGVs, and...

11 articles

X-Protect components

These are the building blocks of our modular Impact Protection range.

BARRIERS & RAILS

Pedestrian Rails



Width x Height:

68 x 72 mm | 2 11/16" x 2 27/32"

Length:

270 - 1770 mm | 10 5/8" - 69 11/16"

Impact Barriers



Width x Height:

116 x 220 mm | 4 9/16" x 8 21/32"

Length:

270 - 2770 mm | 10 5/8" - 109 1/16"

POSTS & BOLLARDS

Classic
 4 connection sides

Height: 350 – 1160 mm
 Width: 200 mm | 13 13/16" – 7 7/8" | 45 11/16"

Essential
 2 connection sides

Height: 620 – 1170 mm
 Width: 132 mm | 24 7/16" – 5 3/16" | 46 1/16"

X-Protect Standard Configurations

+ the highest impact energy (J) they are capable of withstanding*

* The highest force depends on the C-C. More information is available upon request.



Impact testing

This is how we calculate the energy from a vehicle impact.

Loaded weight
3600 kg / 7930 lbs

Loaded weight
2700 kg / 5940 lbs

Loaded weight
2100 kg / 4620 lbs

Speed	Load
6 km/h 3.7 mph	5020 J
8 km/h 5 mph	8880 J
12 km/h 7.5 mph	19960 J

Speed	Load
6 km/h 3.7 mph	3770 J
8 km/h 5 mph	6660 J
12 km/h 7.5 mph	14970 J

Speed	Load
6 km/h 3.7 mph	2930 J
8 km/h 5 mph	5180 J
12 km/h 7.5 mph	11670 J

Component Colours

● RAL 1018 ● RAL 9011

Operating temperature

-10°C → 40°C



1. Bollards

- Classic | 5220 J
- Essential | 1500 J

2. Impact Barriers

- Impact | 4500 J
- Impact High | 6200 J
- Double Impact Low | 7700 J
- Double Impact High | 7000 J

3. Pedestrian Rails

- Pedestrian | 5000 J
- Essential Pedestrian | 2250 J
- Essential Pedestrian 2 rail | 1700 J
- Essential Pedestrian | 2250 J

4. Floor Barrier | 2250 J

- Can be used both with Impact & Pedestrian configurations or as stand-alone protection.

5. Pedestrian Rails + Impact Barriers

- Pedestrian + Impact | 6700 J
- Pedestrian + Impact High | 8000 J
- Pedestrian + Double Impact | 8300 J
- Essential Pedestrian + Impact High | 3100 J

6. Pedestrian Gate | 0 J

7. Column Guard | 1800 J

8. Topple Barriers

- Pedestrian | 5250 J
- Impact | 6200 J

9. Dock Gate | 10200 J

10. Height Restrictors

- Goal Post | 4200 J
- Height Guard

11. Upright Protector