

Topple Barrier Impact

The X-Protect Topple Barrier Impact combines topple prevention and impact protection in warehouse and logistics environments with mixed pedestrian and vehicle traffic. Designed to maintain safe workflows and clear separation, the system helps protect personnel, goods and surrounding infrastructure.



The X-Protect Topple Barrier Impact is developed for warehouse, logistics and production environments where falling goods, pallet handling and vehicle traffic create safety risks for personnel and operations.

The reinforced configuration combines lower rails with impact protection and upper pedestrian protection to help prevent goods from entering walkways while providing additional protection against vehicle impacts. Its modular construction integrates directly with the X-Protect range, enabling flexible and continuous protection layouts throughout the facility.

Suitable for high-bay storage, loading areas, pick and pack zones and internal logistics routes, the barrier maintains open visibility and efficient workflows in demanding operational environments. The flexible design helps absorb impact forces while installation remains fast and straightforward using the same simple installation approach as the rest of the X-Protect range.

Key features

-

Combined topple and impact protection

- Designed for forklift and [AGV traffic](#)
- Modular X-Protect integration
- Fast and easy installation








Impact test results

| | Area of impact | Load | 90° deflection | Force to fix |
|----------------------------|----------------------------------|--------|----------------|--------------|
| | Centre of barrier C - C as below | | | |
| Topple Barrier Impact 2300 | 2000 mm | 6200 J | N/A* | 12,2 kN |
| | Post | | | |
| Topple Barrier Impact 2300 | End post | 5250 J | N/A* | 5,4 kN |
| Topple Barrier Impact 2300 | Mid post | 5250 J | N/A* | 5,9 kN |
| | Area of impact | Load | 90° deflection | Force to fix |
| | Centre of barrier C - C as below | | | |
| Topple Barrier Impact 3400 | 2000 mm | 6200 J | N/A* | 5,9 kN |
| | Post | | | |
| Topple Barrier Impact 3400 | End post | 5250 J | N/A* | 4,8 kN |
| Topple Barrier Impact 3400 | Mid post | 5250 J | N/A* | 5,1 kN |





* Deflection of posts is equivalent or less than that of the rail/s and is not considered to be critical for product selection. Performance is tested at height of the lowest rail. The post will perform better for lower strikes and deflection.

Models

Impact rails 7 articles

| ARTICLES / DESCRIPTION | HEIGHT (MM) | COLOR |
|---|-------------|------------------------|
|  RCI1-047-0070 Impact rail | | Zinc Yellow (RAL 1018) |
|  RCI1-077-0100 Impact rail | | Zinc Yellow (RAL 1018) |
|  RCI1-127-0150 Impact rail | | Zinc Yellow (RAL 1018) |
|  RCI1-177-0200 Impact rail | | Zinc Yellow (RAL 1018) |
|  RCI1-227-0250 Impact rail | | Zinc Yellow (RAL 1018) |
|  RCI1-277-0300 Impact rail | | Zinc Yellow (RAL 1018) |
|  RCI1-027-0050 Impact rail | | Zinc Yellow (RAL 1018) |

Hand rails 5 articles


| ARTICLES / DESCRIPTION | HEIGHT (MM) | COLOR |
|---|-------------|------------------------|
|  RCP1-047-0070 Hand rail | | Zinc Yellow (RAL 1018) |
|  RCP1-077-0100 Hand rail | | Zinc Yellow (RAL 1018) |
|  RCP1-127-0150 Hand rail | | Zinc Yellow (RAL 1018) |
|  RCP1-177-0200 Hand rail | | Zinc Yellow (RAL 1018) |



RCP1-027-0050
Hand rail

Zinc Yellow (RAL 1018)

Related products



Pedestrian

Use the X-Protect Pedestrian barrier configuration to define pedestrian routes and protect from light duty impacts. It is also possible to combine with a pedestrian gate. The pedestrian gate is sel...

9 articles

Floor Barrier



Designed to serve as a standalone solution, it provides safeguarding of building perimeters and vital infrastructure from the everyday risks of vehicle forks, pallets in transit, AMRs and AGVs, and...

11 articles

COLUMN GUARDS

Multifunctional Column Guard



The Multifunction Column Guard is designed to protect large building columns and pillars from impacts caused by forklifts and other material handling equipment. With asymmetrical on-site adjustment...

3 articles

X-PROTECT BOLLARDS

Bollards



X-Protect Bollards safeguard corners, doorways and equipment from vehicle impacts. The black and yellow colour scheme enhances visibility and helps direct forklift traffic, creating safer, well-org...

7 articles

X-PROTECT DOCK GATE

Dock Gate



NEW

The X-Protect Dock Gate helps protect loading bays and dock areas in demanding warehouse and logistics environments. Designed for smooth and controlled operation, it combines reliable impact protec...

3 articles

