


# Multifunctional Column Guard

The Multifunctional Column Guard is designed to protect large building columns and pillars from impacts caused by forklifts and other material handling equipment. With asymmetrical on-site adjustment from 250-700mm, it can be tailored to fit various sizes.



## Flexible protection for columns and pillars

The modular design allows for quick installation and easy repairs while ensuring a tight fit to save space. These guards are built to stop vehicles like forklifts, protect columns, and withstand heavy use.

### Key Features:

- 
- 
- **Asymmetrical Adjustment:** Accommodates widths from 250mm to 700mm, offering flexibility for various column sizes.
- **Customizable Dimensions:** Easily tailored by cutting the rails that form its sides, providing a precise fit for any environment.




**Impact Resistance:** Effectively stops vehicles, such as forklifts, eliminating or minimizing damage.

**Floor Protection:** Shields flooring around columns to maintain structural integrity.

**Ease of Installation and Repair:** Designed for quick setup and effortless repairs when needed.

**End-of-Life Sustainability:** Simplified disassembly and material separation for eco-friendly disposal.

## Models

ARTICLES / DESCRIPTION	MIN WIDTH (MM)	MAX WIDTH (MM)	HEIGHT (MM)	COLOR
 <b>CCP1-025</b>	250	731	910	Zinc Yellow (RAL 1018)
 <b>CCP1-025-0030</b>	250	778	910	Zinc Yellow (RAL 1018)
 <b>CCP1-025-0070</b>	300	1178	910	Zinc Yellow (RAL 1018)

## Related products



### COLUMN GUARDS

#### Large column guard

Axellent offer a larger column guard for the most flexible protection for larger columns. This guard is suitable for 400mm square columns as standard. There are also infills available to extend the...

[3 articles](#)

### X-Protect components

These are the building blocks of our modular Impact Protection range.

#### BARRIERS & RAILS

##### Pedestrian Rails



Width x Height:

68 x 72 mm | 2 11/16" x 2 27/32"

Length:

270 - 1770 mm | 10 5/8" - 69 11/16"

##### Impact Barriers



Width x Height:

116 x 220 mm | 4 9/16" x 8 21/32"

Length:

270 - 2770 mm | 10 5/8" - 109 1/16"

#### POSTS & BOLLARDS

**Classic**  
 4 connection sides

Height: 350 – 1160 mm  
 Width: 200 mm | 13 13/16" – 7 7/8" | 45 11/16"

**Essential**  
 2 connection sides

Height: 620 – 1170 mm  
 Width: 132 mm | 24 7/16" – 5 3/16" | 46 1/16"

### X-Protect Standard Configurations

+ the highest impact energy (J) they are capable of withstanding\*

\* The highest force depends on the C-C. More information is available upon request.



### Impact testing

This is how we calculate the energy from a vehicle impact.

Loaded weight  
**3600 kg / 7930 lbs**

Loaded weight  
**2700 kg / 5940 lbs**

Loaded weight  
**2100 kg / 4620 lbs**

Speed	Load
6 km/h   3.7 mph	5020 J
8 km/h   5 mph	8880 J
12 km/h   7.5 mph	19960 J

Speed	Load
6 km/h   3.7 mph	3770 J
8 km/h   5 mph	6660 J
12 km/h   7.5 mph	14970 J


Speed	Load
6 km/h   3.7 mph	2930 J
8 km/h   5 mph	5180 J
12 km/h   7.5 mph	11670 J

#### Component Colours

● RAL 1018 ● RAL 9011

#### Operating temperature

-10°C → 40°C



#### 1. Bollards

- Classic | 5220 J
- Essential | 1500 J

#### 2. Impact Barriers

- Impact | 4500 J
- Impact High | 6200 J
- Double Impact Low | 7700 J
- Double Impact High | 7000 J

#### 3. Pedestrian Rails

- Pedestrian | 5000 J
- Essential Pedestrian | 2250 J
- Essential Pedestrian 2 rail | 1700 J
- Essential Pedestrian | 2250 J

#### 4. Floor Barrier | 2250 J

- Can be used both with Impact & Pedestrian configurations or as stand-alone protection.

#### 5. Pedestrian Rails + Impact Barriers

- Pedestrian + Impact | 6700 J
- Pedestrian + Impact High | 8000 J
- Pedestrian + Double Impact | 8300 J
- Essential Pedestrian + Impact High | 3100 J

#### 6. Pedestrian Gate | 0 J

#### 7. Column Guard | 1800 J

#### 8. Topple Barriers

- Pedestrian | 5250 J
- Impact | 6200 J

#### 9. Dock Gate | 10200 J

#### 10. Height Restrictors

- Goal Post | 4200 J
- Height Guard

#### 11. Upright Protector